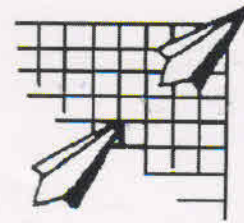


HARDOLI PAPER MILLS LTD.

Regd. Office : Krishna Kunj, 1st Floor, Bhavsar Chowk, C.A. Road, Nagpur-440002.
Ph. (O) (0712) 2770168, 2770968, 2733846 FAX (0712) 2770168
E-mail : hardolipaper@gmail.com



| | Quarterly | | | Half Yearly | | Yearly |
|--|--------------------------|--------------------------|--------------------------|--------------------------|--------------------------|-----------------------|
| | 30.09.2016 Un-audited | 30.06.2016 Un-audited | 30.09.2015 Un-audited | 30.09.2016 Un-audited | 30.09.2015 Un-audited | 31.03.2016 Audited |
| 1 Income from Operation | | | | | | |
| a) Net Sales / Income from operation | 1484.02 | 1861.38 | 1510.51 | 3345.4 | 2818.29 | 6198.23 |
| b) Other operation income | 3.84 | 1.93 | 7.03 | 5.77 | 9.07 | - |
| Total income from operation | 1487.86 | 1,863.31 | 1517.54 | 3351.17 | 2827.36 | 6198.23 |
| 2 | | | | | | |
| a) Cost of Material consumed | 1026.51 | 1281.54 | 1117.56 | 2308.05 | 1995.99 | 4185.26 |
| b) Purchase of stock in trade | - | - | - | - | - | - |
| c) change in inventory of finished goods, WIP and RM | 9.30 | 7.95 | 27.75 | 1.36 | -27.75 | -65.29 |
| d) Employee Benefit Expenses | 42.08 | 40.56 | 41.52 | 82.64 | 72.91 | 133.68 |
| e) Depreciation and Amortisation Expenses | 40.53 | 39.65 | 40.65 | 80.18 | 78.50 | 158.60 |
| f) Other Expenses | 347.02 | 445.51 | 307.7 | 792.53 | 836.77 | 1768.33 |
| | 1465.44 | 1799.31 | 1479.68 | 3264.76 | 2956.42 | 6180.58 |
| 3 Profit / (Loss) from operation (1) minus (2) | 22.42 | 64.00 | 37.86 | 86.41 | -129.06 | 17.65 |
| 4 Other Income | - | - | - | - | - | 10.31 |
| 5 Profit / Loss from ordinary business (3) + (4) | 22.42 | 64.00 | 37.86 | 86.41 | -129.06 | 27.96 |
| 6 finance cost | 53.36 | 56.36 | 58.31 | 109.72 | 92.84 | 206.63 |
| 7 Profit / (Loss) from Ordinary Activities (5)-(6) | -30.94 | 7.64 | -20.45 | -23.31 | -221.9 | -178.67 |
| 8 Exceptional Item - Expenditure / (Income) | - | - | - | - | - | - |
| 9 Profit / (Loss) from Ordinary Activities (7)-(8) | -30.94 | 7.64 | -20.45 | -23.31 | -221.90 | -178.67 |
| 10 Tax Expenses | | | | | | |
| Provision for Tax | - | - | - | - | - | - |
| Provision for Deferred Tax | - | - | - | - | - | - |
| 11 Profit / (Loss) from Ordinary Activities after tax (9)-(10) | (30.94) | 7.64 | -20.45 | -23.31 | -221.90 | -119.54 |
| 12 Extra-Ordinary Item (Net of Tax) | - | - | - | - | - | - |
| 13 Net Profit / (Loss) for the Period (11-12) | - 30.94 | 7.64 | -20.45 | -23.31 | -221.90 | -119.54 |
| 14 Paid up Equity Capital (Face Value Re 10/-) | 269.23 | 269.23 | 269.23 | 269.23 | 269.23 | 269.23 |
| 15 Reserve excluding Revaluation Reserve as per last B/S | - | - | - | - | - | 613.87 |
| 16 Earing Per Share (before Extra-Ordinary item-not annualised) | | | | | | |
| a) Basic | - 1.15 | 0.28 | 0.76 | -0.87 | 8.24 | -4.44 |
| d) Diluted | - 1.15 | 0.28 | 0.76 | -0.87 | 8.24 | -4.44 |
| 17 Earing Per Share (after Extra-Ordinary item-not annualised) | | | | | | |
| a) Basic | - 1.15 | 0.28 | 0.76 | -0.87 | 8.24 | -4.44 |
| d) Diluted | - 1.15 | 0.28 | 0.76 | -0.87 | 8.24 | -4.44 |
| Part 2 | | | | | | |
| A PARTICULARS OF SHAREHOLDINGS | | | | | | |
| 1 Public Shareholding | | | | | | |
| Public Shareholding | 1861695 | 1861695 | 1861695 | 1861695 | 1861695 | 1861695 |
| Percentage of Shareholding | 69.15 | 69.15 | 69.15 | 69.15 | 69.15 | 69.15 |
| 2 Promoter and Promoter Group Shareholding | | | | | | |
| a) Pledged / Encumbered | | | | | | |
| * Number of Shares | - | - | - | - | - | - |
| * Percentage of holding (% of Total Promoter Holding) | - | - | - | - | - | - |
| * Percentage of holding (% of Total Share capital) | - | - | - | - | - | - |
| b) Non-Encumbered | | | | | | |
| * Number of Shares | 830570 | 830570 | 830570 | 830570 | 830570 | 830570 |
| * Percentage of holding (% of Total Promoter Holding) | 100.00 | 100.00 | 100.00 | 100.00 | 100.00 | 100.00 |
| * Percentage of holding (% of Total Share capital) | 30.85 | 30.85 | 30.85 | 30.85 | 30.85 | 30.85 |
| B INVESTOR COMPLIANT | | | | | | |
| 1 Pending at the beginging of the Quarter | | | | | | |
| 2 Received during Quarter | | Nil | | | | |
| 3 Disposed of during Quarter | | Nil | | | | |
| 4 Remaining unresolved during Quarter | | Nil | | | | |
| Notes | | | | | | |
| 1 The above results were reviewed by the Committee and approved by the Board of Director at their meeting held on 14th 14th November, 2016 | | | | | | |
| 2 The Accounting Standard (AS-17) relating to segment wise reporting is not applicable as the Company operate in one segment | | | | | | |



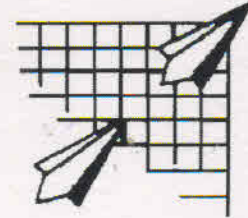
Date : 14th November, 2016
Place : Nagpur

For HARDOLI PAPER MILLS LIMITED

Anilkumar M. Lakhotiya
Jt. Managing Director
DIN -00367361

HARDOLI PAPER MILLS LTD.

Regd. Office : Krishna Kunj, 1st Floor, Bhavsar Chowk, C.A. Road, Nagpur-440002.
Ph. (O) (0712) 2770168, 2770968, 2733846 FAX (0712) 2770168
E-mail : hardolipaper@gmail.com




| HARDOLI PAPER MILLS LIMITED | | | |
|---|---|----------------|----------------|
| Regd. Office: Krishna Kunj, First Floor, Bhavsar Chowk, C.A. Road, Nagpur 440 002 | | | |
| Sr. No. | Particulars | Rs. In Lacs | |
| | | 30.09.2016 | 31.09.2015 |
| EQUITY AND LIABILITIES | | | |
| 1 | Shareholders' Funds | | |
| | a) Share Capital | 269.23 | 269.23 |
| | b) Reserves and Surplus | 570.25 | 664.34 |
| | Total Shareholders Fund | 839.48 | 933.57 |
| 2 | Share Application Money Pending Allotment | 0 | 0 |
| 3 | Non-Current Liabilities | | |
| | a) Long Term Borrowing | 314.8 | 384.77 |
| | b) Deferred Tax Liabilities | 97.77 | 156.92 |
| | c) Other Long Term Liabilities | 50.00 | 160.07 |
| | d) Long Term Provision | | |
| | Total Non-Current Liabilities | 462.57 | 701.76 |
| 4 | Current Liabilities | | |
| | a) Short Term Borrowing | 1345.87 | 942.94 |
| | b) Trade Payable | 382.95 | 457.69 |
| | c) Other Current Liabilities | 103.40 | 59.82 |
| | d) Short Term Provisions | 31.18 | 51.92 |
| | Total of Current Liabilities | 1863.40 | 1512.37 |
| | TOTAL EQUITY AND LIABILITIES | 3165.45 | 3147.70 |
| ASSETS | | | |
| 1 | Non - Current Assets | | |
| | a) Fixed Assets | | |
| | Tangible | 1993.66 | 1835.84 |
| | Capital Work in Progress | 28.25 | 18.55 |
| | b) Non-Current Investments | 24.29 | 15.90 |
| | c) Long Term Loans and Advances | 10.84 | 63.07 |
| | d) Assets held for sale | | |
| | Total of Non - Current Assets | 2057.04 | 1933.36 |
| 2 | Current Assets | | |
| | a) Inventories | 245.07 | 242.65 |
| | b) Trade Receivable | 725.04 | 667.29 |
| | c) Cash and Bank Balances | 2.93 | 1.91 |
| | d) Short Term Loans and Advances | 56.07 | 231.37 |
| | e) Other Current Assets | 79.3 | 71.12 |
| | Total of Current Assets | 1108.41 | 1214.34 |
| | TOTAL ASSETS | 3165.45 | 3147.70 |



Date : 14th November, 2016
Place : Nagpur

For HARDOLI PAPER MILLS LIMITED


Anilkumar M. Lakhotiya
Jt. Managing Director
DIN -00367361